



ಬೃಹತ್ ಬೆಂಗಳೂರು ಮಹಾನಗರ ಪಾಲಿಕೆ  
Bruhat Bengaluru Mahanagara Palike









# BBMP COVID-19 WAR ROOM 30.12.2022

BBMP / COVID-19 WAR ROOM / BULLETIN – 1012/ 30.12.2022 / #BBMPfightsCOVID19



# OVERVIEW OF COVID-19 IN BENGALURU

 <b>CASE TRENDS</b>			<b>ACTIVE CASES</b> <div style="border: 1px solid black; border-radius: 10px; padding: 5px; display: inline-block;">1,264</div>		 <b>HOSPITALIZATION</b> <div style="border: 1px solid black; border-radius: 10px; padding: 5px; display: inline-block;">0</div>						
<u>Confirmed Cases</u> <div style="font-size: 2em; font-weight: bold;">38</div> <small>18,76,750<sup>#</sup></small>		<u>Recovered Cases</u> <div style="font-size: 2em; font-weight: bold;">23</div> <small>18,58,495<sup>#</sup></small>		<u>Death Cases</u> <div style="font-size: 2em; font-weight: bold; color: red;">0</div> <small>16,991<sup>#</sup></small>		<u>ICU – V</u> -		<u>ICU</u> -	<u>HDU</u> -	<u>General</u> <div style="font-size: 2em; font-weight: bold;">0</div>	
<small>INCLUDES GOVT. QUOTA AND PRIVATE WALK-IN HOSPITALIZATION</small>						 <b>TRIAGING</b>			 <b>ACTIVE CZs</b>		
 <b>VACCINATION</b>			<div style="border: 1px solid black; border-radius: 10px; padding: 5px; display: inline-block;">3,224</div> <small>2,05,21,197<sup>#</sup></small>								
<u>First Dose</u> <div style="font-size: 2em; font-weight: bold;">315</div> <small>96,81,694<sup>#</sup></small>		<u>Second Dose</u> <div style="font-size: 2em; font-weight: bold;">296</div> <small>94,86,229<sup>#</sup></small>		<u>Precaution Dose</u> <div style="font-size: 2em; font-weight: bold;">2,613</div> <small>13,53,274<sup>#</sup></small>		<u>MTU</u> <div style="font-size: 2em; font-weight: bold;">3</div>			<div style="border: 1px solid black; border-radius: 10px; padding: 5px; display: inline-block;">0</div>		
						<u>Tele Triage</u> <div style="font-size: 2em; font-weight: bold;">30</div>			<u>MCZs (&lt; 5 cases)</u> <div style="font-size: 2em; font-weight: bold;">0</div>		
 <b>TESTING</b>			<div style="border: 1px solid black; border-radius: 10px; padding: 5px; display: inline-block;">6,948</div> <small>3,20,33,351<sup>#</sup></small>								
<u>Positivity :0.67%</u> <small>*FOR LAST 7 DAYS</small>			<u>RAT</u> <div style="font-size: 1.5em; font-weight: bold;">1,684</div>		<u>RTPCR</u> <div style="font-size: 1.5em; font-weight: bold;">5,264</div>					<u>Clusters (&gt; 5 cases)</u> <div style="font-size: 2em; font-weight: bold;">0</div>	

# : indicates cumulative numbers till date



# ABSTRACT OF COVID-19 SCENARIO IN BENGALURU

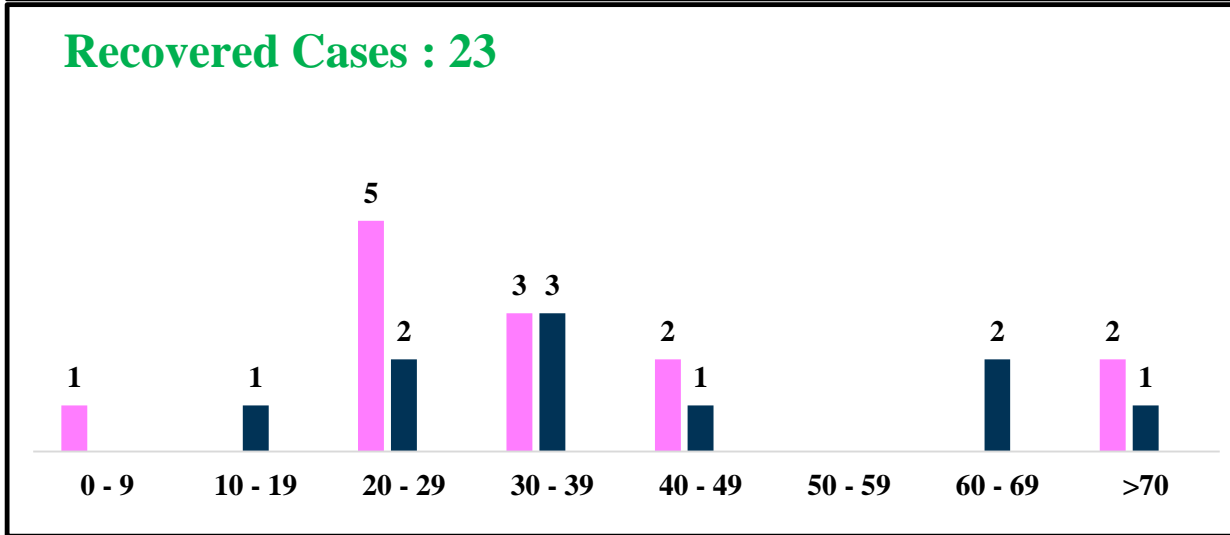
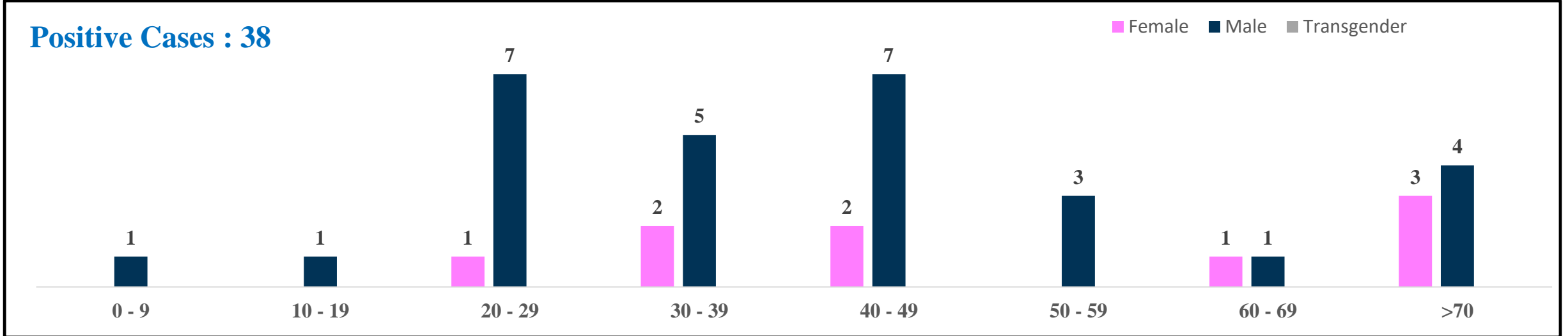


	MALE			FEMALE			TRANSGENDER			TOTAL		
	Last 24 Hours	Last 7 Days	Cumulative	Last 24 Hours	Last 7 Days	Cumulative	Last 24 Hours	Last 7 Days	Cumulative	Last 24 Hours	Last 7 Days	Cumulative
<b>Positive Cases</b>	29	113	11,06,643	9	76	7,69,911	0	0	196	38	189	18,76,750
<b>Recovered Cases</b>	10	72	10,94,121	13	56	7,64,187	0	0	187	23	128	18,58,495
<b>Death Cases</b>	0	0	10,761	0	0	6,226	0	0	4	0	0	16,991
<b>Total Tests Done</b>	<b>In Last 24 hrs. : 6,948</b>			<b>In last 7 days : 28,267</b>			<b>Cumulative : 3,20,33,351</b>					
<b>Vaccine Doses Administered</b>	<b>In Last 24 hrs. : 3,224</b>			<b>In last 7 days : 22,142</b>			<b>Cumulative : 2,05,21,197</b>					
<b>ACTIVE CASES</b>									<b>1,264</b>			

\*Covid deaths occurred today : 00 | Covid deaths occurred beyond last 24hrs., reported today : 00



# LAST 24 HOURS AGE GROUP AND GENDER WISE DISTRIBUTION

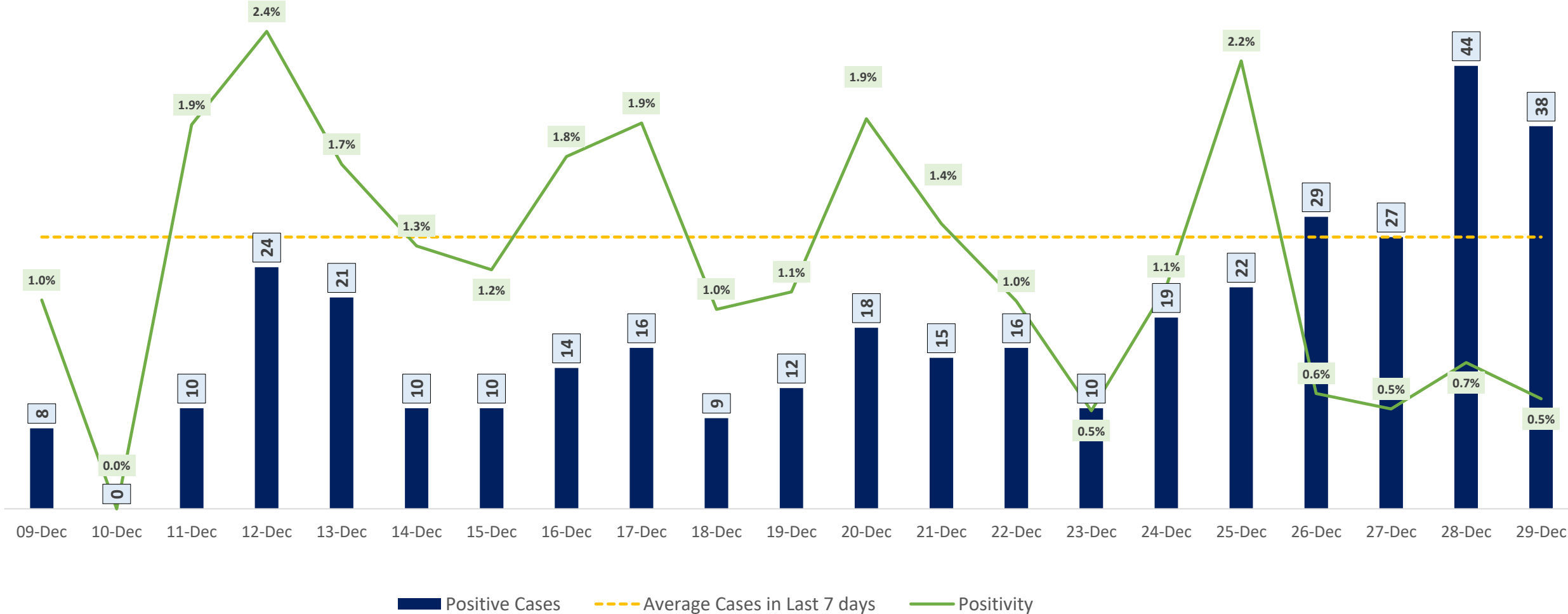




# POSITIVITY RATE OF BENGALURU – LAST 21 DAYS



Average Cases in Last 7 days : 27

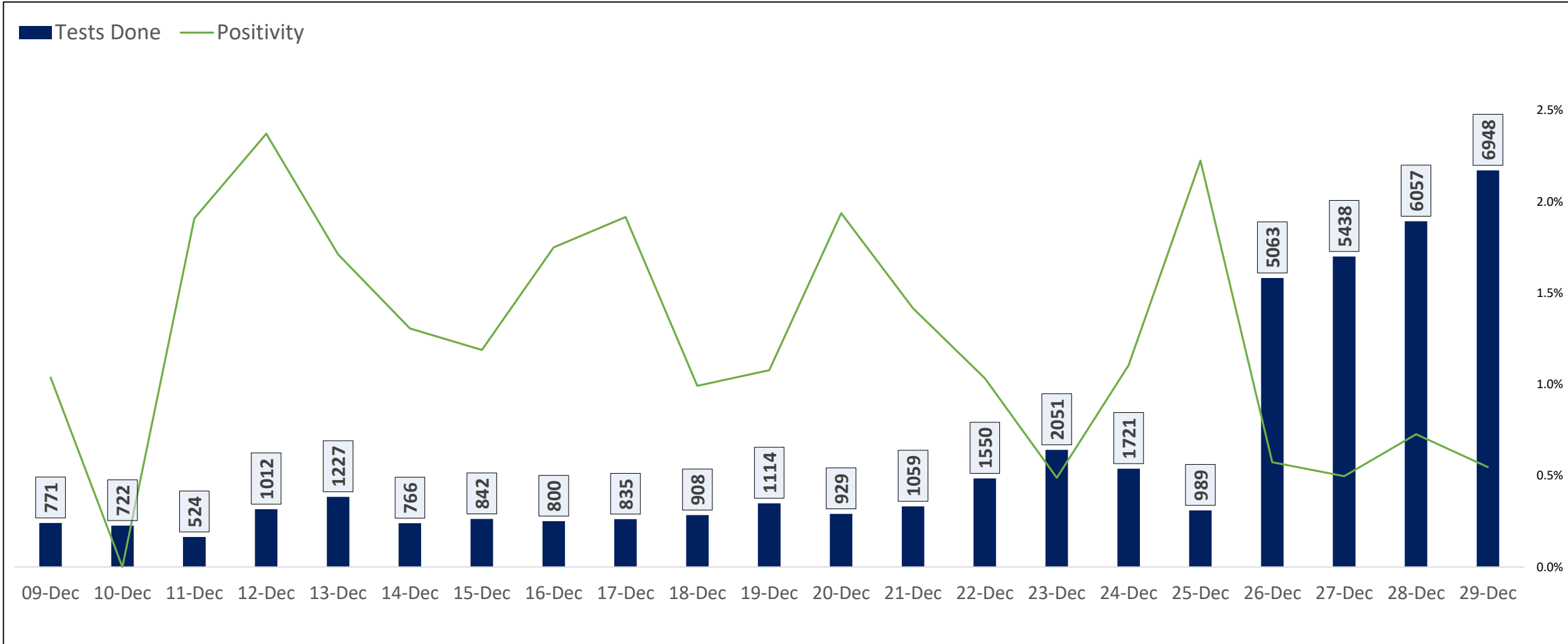




# TESTING TRENDS IN BENGALURU

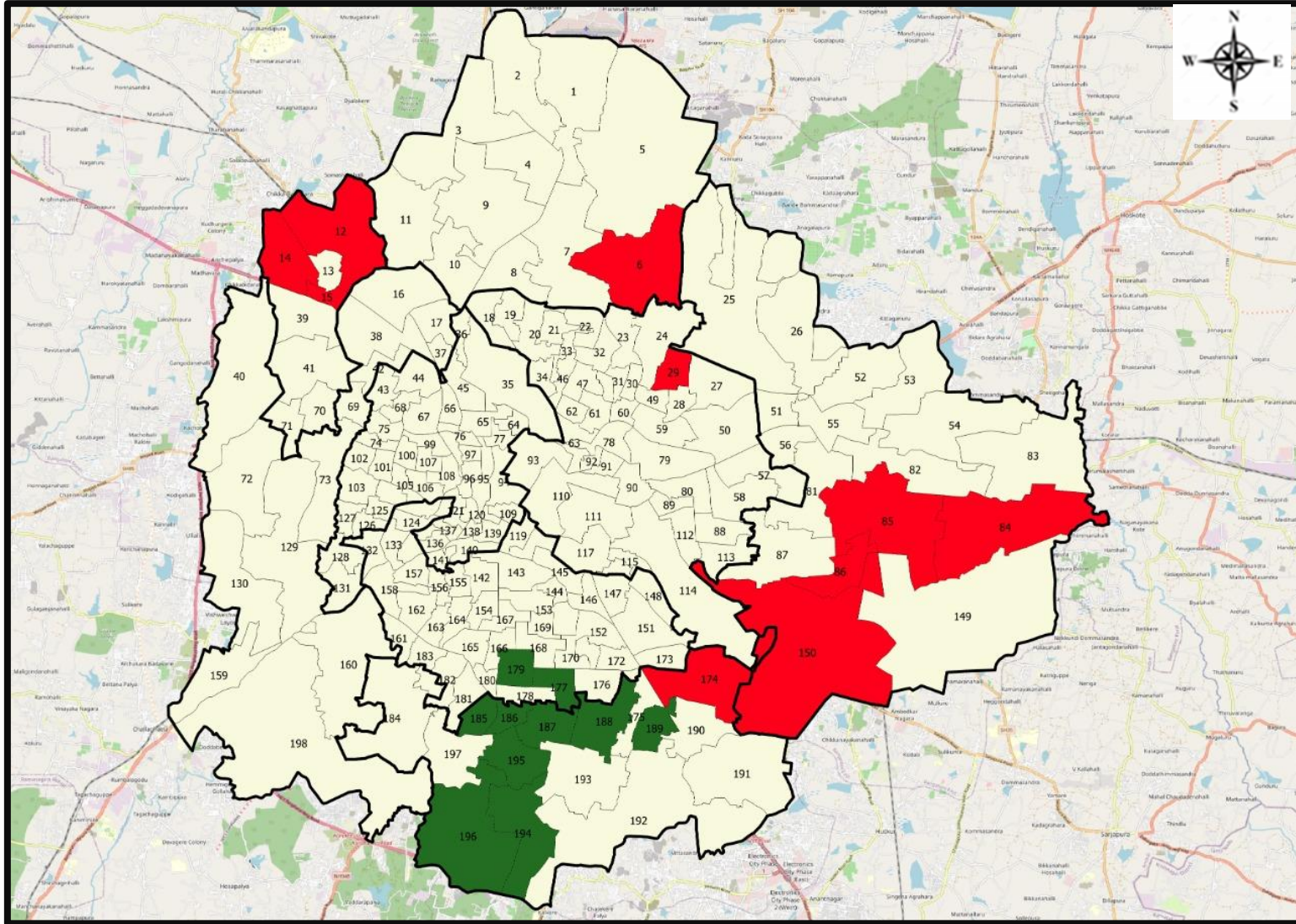


Total Test Conducted Till Date	Test Conducted Last 24 hours	Last 7 Days Average
3,20,33,351	6,948	4,038





# BENGALURU URBAN MAP SHOWING TREND OF POSITIVE CASES IN LAST 7 DAYS



### Top 10 wards reporting highest number of positive cases in last 10 days

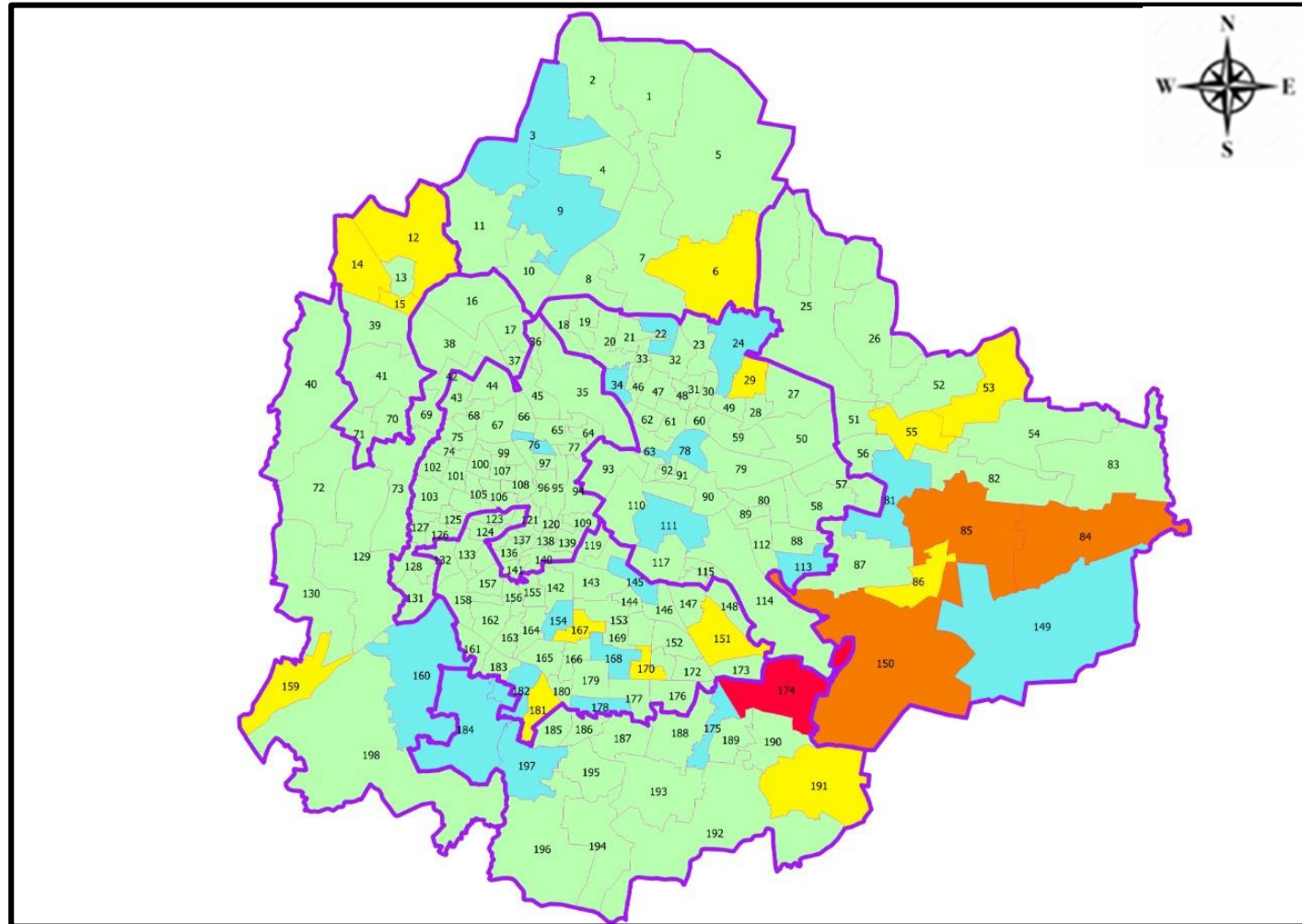
Ward No.	Ward Name	Daily Cases Average
174	HSR Layout	2
150	Bellanduru	2
85	Dodda Nekkundi	2
84	Hagadur	1
15	T Dasarahalli	1
86	Marattahalli	1
6	Thanisandra	1
12	Shettihalli	1
14	Bagalakunte	1
29	Kacharkanahalli	1







### Top 10 wards reporting least number of positive cases in last 7 days

Ward No.	Ward Name	Daily Cases Average
196	Anjanapura	0
195	Konanakunte	0
194	Gottigere	0
189	Hongasandra	0
188	Bilekhali	0
187	Puttenahalli	0
186	Jaraganahalli	0
185	Yelchenahalli	0
179	Shakambari Nagar	0
177	J P Nagar	0



# BENGALURU MAP SHOWING INTENSITY OF POSITIVE CASES IN LAST 7 DAYS



-  **Level 1 : 0 to 1 Cases**
-  **Level 2 : 1 to 3 Cases**
-  **Level 3 : 3 to 5 Cases**
-  **Level 4 : 5 to 10 Cases**
-  **Level 5 : More than 10 Cases**
-  **Zone Boundaries**

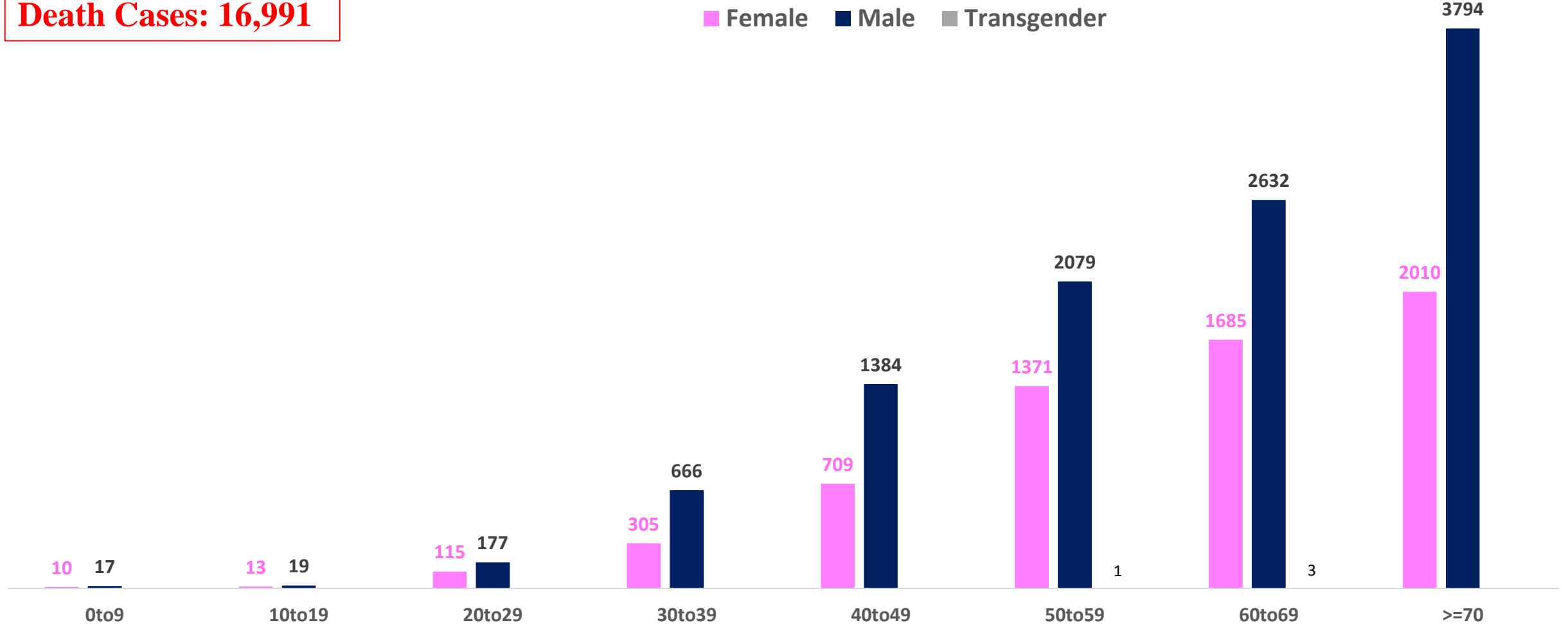




# AGE AND GENDER WISE DISTRIBUTION OF DEATH CASES



**Death Cases: 16,991**





# COVID-19 SCENARIO IN BENGALURU AND OTHER METROPOLITAN CITIES



CITY NAME	Positive Cases	Active Cases	Recovered	Deceased	Vaccine Doses Administered
New Delhi	20,07,188	35	19,80,632	26,521	3,73,17,328
Bengaluru*	18,76,750	1,264	18,58,495	16,991	2,37,78,980
Mumbai	11,54,186	44	11,34,396	19,746	2,21,34,555
Chennai	7,93,183	25	7,84,087	9,071	1,13,96,462

Source : <https://dashboard.cowin.gov.in/> at 5:00pm (30.12.2022)  
Source : <https://www.covid19bharat.org/> at 5:00pm (30.12.2022)

\*includes BBMP & Bengaluru Urban



# SNAPSHOT OF COVID-19 CASES IN BENGALURU URBAN



**Total Wards With  
0 Cases\* :  
111**

**Tests Conducted  
on 29.12.2022:  
6,948**

**Recovery  
Rate\*:  
99.03%**

**Total  
Active Cases :  
1,264**

**Total Vaccinated  
on 29.12.2022:  
3,224**

**Positivity  
Rate\* :  
0.67%**

**Active  
Rate\*:  
0.07%**

**Case  
Fatality Rate\* :  
0.00%**





\*Total positive cases In the past 7 days

\*CFR and positivity is for Past 7 days



ಬೃಹತ್ ಬೆಂಗಳೂರು ಮಹಾನಗರ ಪಾಲಿಕೆ  
Bruhat Bengaluru Mahanagara Palike



<b>Download BBMP Bulletin</b>	<a href="https://apps.bbmpgov.in/covid19/mediabulletin.php">https://apps.bbmpgov.in/covid19/mediabulletin.php</a>
<b>To register for vaccination :</b>	<a href="https://selfregistration.cowin.gov.in/">https://selfregistration.cowin.gov.in/</a>
<b>BBMP COVID19 Dashboard:</b>	<a href="https://apps.bbmpgov.in/covid19/">https://apps.bbmpgov.in/covid19/</a>
<b>Follow us on:</b>	 <a href="http://www.facebook.com/bbmp.comm1/">www.facebook.com/bbmp.comm1/</a>
	 <a href="https://twitter.com/BBMPCOMM">twitter.com/BBMPCOMM</a>
	  <a href="https://www.instagram.com/BBMPSplHealth">BBMPSplHealth</a>

Issued by:

Honorable Chief Commissioner, BBMP  
Special Commissioner Health & IT, BBMP  
MD, Bengaluru Smart City Limited

**THANK YOU !**


ಬೃಹತ್ ಬೆಂಗಳೂರು ಮಹಾನಗರ ಪಾಲಿಕೆ  
Bruhat Bengaluru Mahanagara Palike

**Stay Safe from COVID-19 Virus**

 **Wear Mask**

**Wash Hands Regularly** 

 **Maintain Social Distance**

**Get Vaccinated** 

For more information around COVID-19 call the BBMP helpline number 1533

